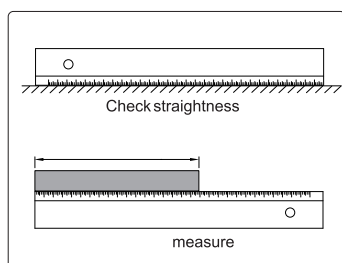
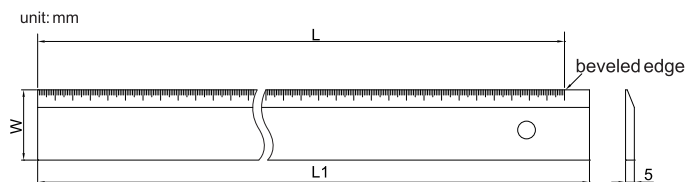


STRAIGHT EDGE RULE

SERIES 991



991-012-01



- ◆ Check straightness, as well as for measurement
- ◆ Made of hardened tool steel, chrome plated

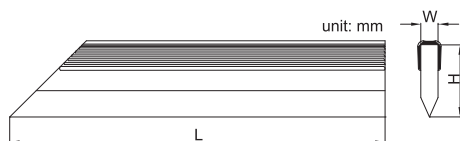
Code	Range(L)	Straightness	W	L1
991-012-01	300mm	0.02mm	40mm	320mm
991-020-01	500mm	0.03mm	40mm	520mm
991-040-01	1000mm	0.04mm	50mm	1020mm

STRAIGHT EDGE

SERIES 994



994-004-01



- ◆ Beveled edge to check the flatness DIN874
- ◆ Made of stainless steel
- ◆ Stain chrome plating

Code	Size (L)	Straightness	W	H
994-002-01	50mm	2.2μm	5	20
994-003-01	75mm	2.3μm	5	25
994-004-01	100mm	2.4μm	5	25
994-005-01	125mm	2.5μm	5	25
994-006-01	150mm	2.6μm	6	30
994-008-01	200mm	2.8μm	6	30
994-010-01	250mm	3.0μm	8	40
994-012-01	300mm	3.2μm	8	40
994-016-01	400mm	3.6μm	10	50
994-020-01	500mm	4.0μm	10	50